


Reading

at Sybil Elgar School



*"The more you read, the more things you know. The more that
you learn, the more places you'll go"*

by Dr. Suess.



At Sybil Elgar School, we love reading because not only is the key to education but also because we have a culture that **promotes reading for pleasure** that last for a **whole life time**.

Observe the multiple benefits of reading...




Assisted
cognitive
development

Gaining deeper
understanding

Creativity and
imagination

Developing
empathy

Building
stronger
relationships



In our school, we promote the **exploration** of a wide range of **literacy aspects** through different strategies and resources. With the use of those approaches, we make sure all our students are able to access to their learning with their necessary support.

Communication books
and timetables



Social stories

Using the toilet at School

A Social Story



Functional vocabulary
display



Communication charts



Enabling environments



Special Events



Sensory stories



Adapted displays



Exploration of picture
books



Adult-led phonics
activities



Visits to the local library



At Sybil Elgar School we use the following **reading schemes**...

Primary
Department

Oxford Reading Tree
Scheme



Oxford
Reading
Tree

Secondary
Department

Dockside Reading Scheme



But... how **Phonics** are taught?

Phase 1	Phase 2	Phase 3	Phase 4	Phase 5	Phase 6
<p><u>Aspect 1</u> General sound discrimination (environmental)</p> <p><u>Aspect 2</u> General sound discrimination (instrumental sounds)</p> <p><u>Aspect 3</u> General sound discrimination (body percussion)</p> <p><u>Aspect 4</u> Rhythm and rhyme</p> <p><u>Aspect 5</u> Alliteration</p> <p><u>Aspect 6</u> Voice sounds</p> <p><u>Aspect 7</u> Oral blending and segmenting</p>	<p>New graphemes:</p> <p><u>Set 1</u> s,a,t,p</p> <p><u>Set 2</u> i,n,m,d</p> <p><u>Set 3</u> g,o,c,k</p> <p><u>Set 4</u> ck,e,u,r</p> <p><u>Set 5</u> h,b,f,ff,l,ll,ss</p> <p><u>Tricky words</u> the, to, no, go, I</p>	<p>New graphemes:</p> <p><u>Set 6</u> j,v,w,x</p> <p><u>Set 7</u> y,z,zz,qu</p> <p><u>Consonant diagraphs</u> ch,sh,th,ng</p> <p><u>Vowel diagraphs</u> ai,ee,igh,oa,oo,ar,or,u r,ow,oi,ear,air,ure,er</p> <p><u>Tricky words</u> he, she, we, me, be, was, you, they, all, are, my, her</p>	<p>No new graphemes are introduced, they will practice previous sounds to consolidate their knowledge by practising CVC words. Practice reading words containing adjacent consonants (for example: <u>trap</u>, <u>string</u>, <u>milk</u>) and reading and spelling high-frequency words.</p> <p><u>Tricky words</u> said, have, like, so, do, some, come, were, there, little, one, when, out, what</p>	<p><u>New graphemes:</u> ay,ou,ie,ea,oy,ir,ue,a w,wh,ph,ew,oe,au.</p> <p><u>Splitted diagraphs:</u> a-e,e-e,i-e,o-e,u-e.</p> <p><u>Tricky words</u> oh, their, people, Mr, Mrs, looked, called, asked, could</p>	<p>At this stage students should be able to spell words phonemically although not always correctly. In phase 6 the main aim is for students to become more fluent readers and more accurate spellers.</p>

Order of story books: students will have the option to read those stories at school but also at home using their school virtual library.



"If you would like to know at what colour book band is your youth, do not hesitate to contact their tutor teacher".

Oxford Reading Tree Scheme	Dockside Reading Scheme	Phonics Phase
0 Lilac	Dockside Starter	Phase 1
1 Pink	Dockside Starter	Phase 2
2 Red	Dockside Starter	Phase 3
3 Yellow	Dockside Starter	Phase 3/4
4 Blue	Dockside Stage 1	Phase 4/5
5 Green	Dockside Stage 1	Phase 5
6 Orange	Dockside Stage 2	Phase 5/6
7 Turquoise	Dockside Stage 2	Phase 5/6
8 Purple	Dockside Stage 3	Phase 6
9 Gold	--	Phase 6
10 White	--	Completed Phase 6
11 Lime	--	Completed Phase 6
12 Brown	--	Completed Phase 6
13 Grey	--	Completed Phase 6
14 Dark Blue	--	Completed Phase 6
15 Dark Red	--	Completed Phase 6
16 Black	--	Completed Phase 6



Now is time to practice...
















Welcome to our school virtual library!

Please click into your chosen book picture to get access to the story.

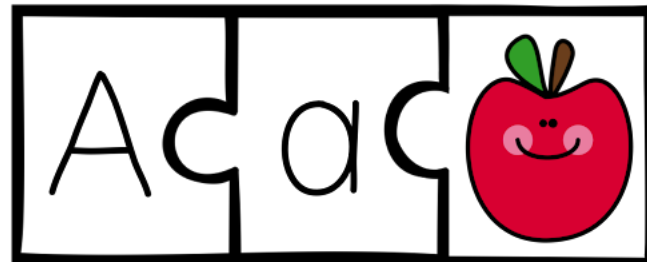
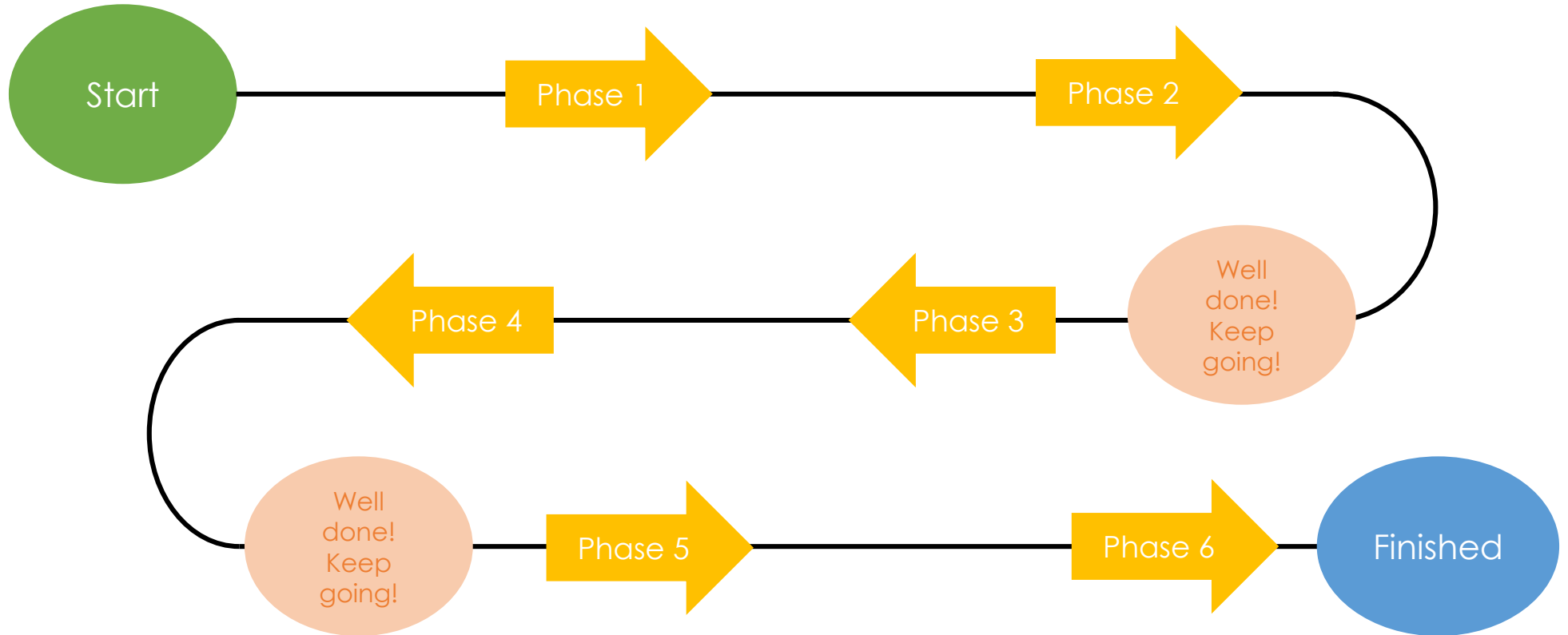


Favourite books

Oxford Reading Tree

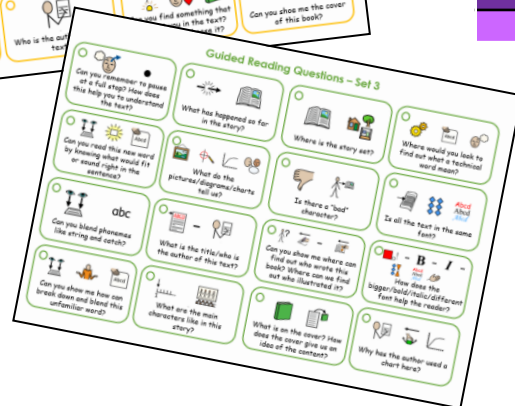


Now let's **practise some phonics!** It will be really fun!



Did I understand the book/story? **Let's try some questions...**

Access to Guided Reading
Questions Keyring Sets
–document–



Set 1 – Guided Reading Questions

Oxford Reading Tree Scheme		Dockside Reading Scheme	
Yellow	Blue	Dockside Starter	Dockside Stage 1

Set 2 – Guided Reading Questions

Oxford Reading Tree Scheme		Dockside Reading Scheme	
Blue	Green	Orange	Dockside Stage 1
			Dockside Stage 2

Set 3 – Guided Reading Questions

Oxford Reading Tree Scheme		Dockside Reading Scheme	
Orange	Turquoise	Dockside Stage 2	

Set 4 – Guided Reading Questions

Oxford Reading Tree Scheme		Dockside Reading Scheme	
Purple	Gold	Dockside Stage 3	

“Questions will need to be adapted to your youngster level. If you have any questions, do not hesitate to contact their tutor teacher”

Other **useful websites** to practice **phonics**!

Click on the image to find more about it...

